

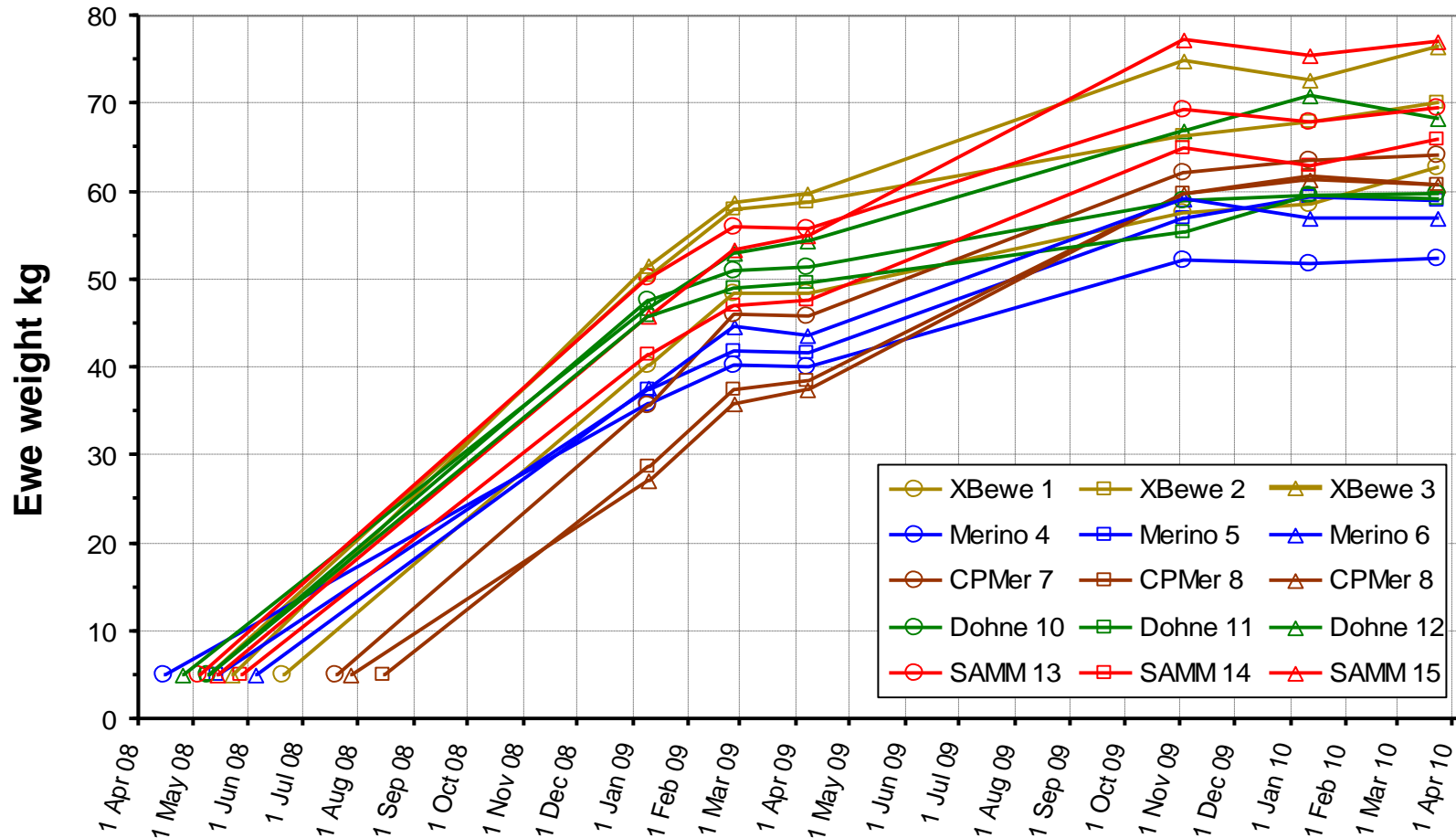
Elmore Field Days: Ewes for the future – lambs, wool & profit

Update to report on results released on 3 Nov 2009. This update includes results from December 2009 to March 2010:

Elmore Field Days: Ewes for the future – lambs, wool & profit

Average weights at birth and weights on 8Jan09, 26Feb09, 8Apr09, 3Nov09, 12Jan10, 24Mar10

Note: The sloping line indicates the average weight gain of each group over time. An assumed birth weight of 5kg was assumed for all teams. The average birth date was determined after discussions with the breeder of each team.

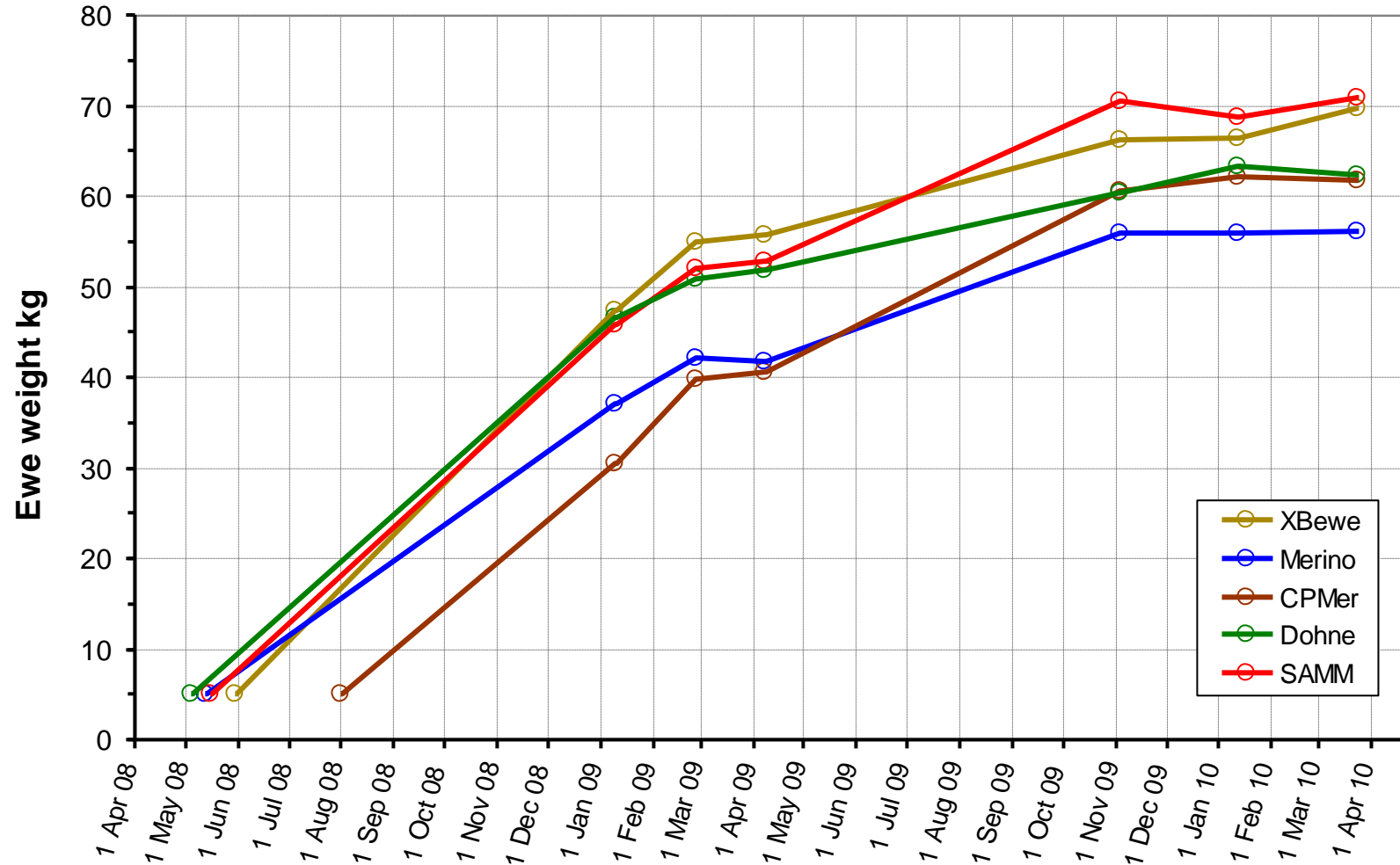


These are early results from young ewes that were born over a four month period and reared in very different environments until January 2009. It is too early to draw any comparative conclusions about differences between groups. The Elmore Field Days sheep trials committee need to script read results before they are passed on to the media by participating groups. They are concerned that selected information may be used out of context without presenting the full situation and results. When breed groups use the results in their promotions it is expected the Elmore Field Days will be acknowledged.

Elmore Field Days: Ewes for the future – lambs, wool & profit

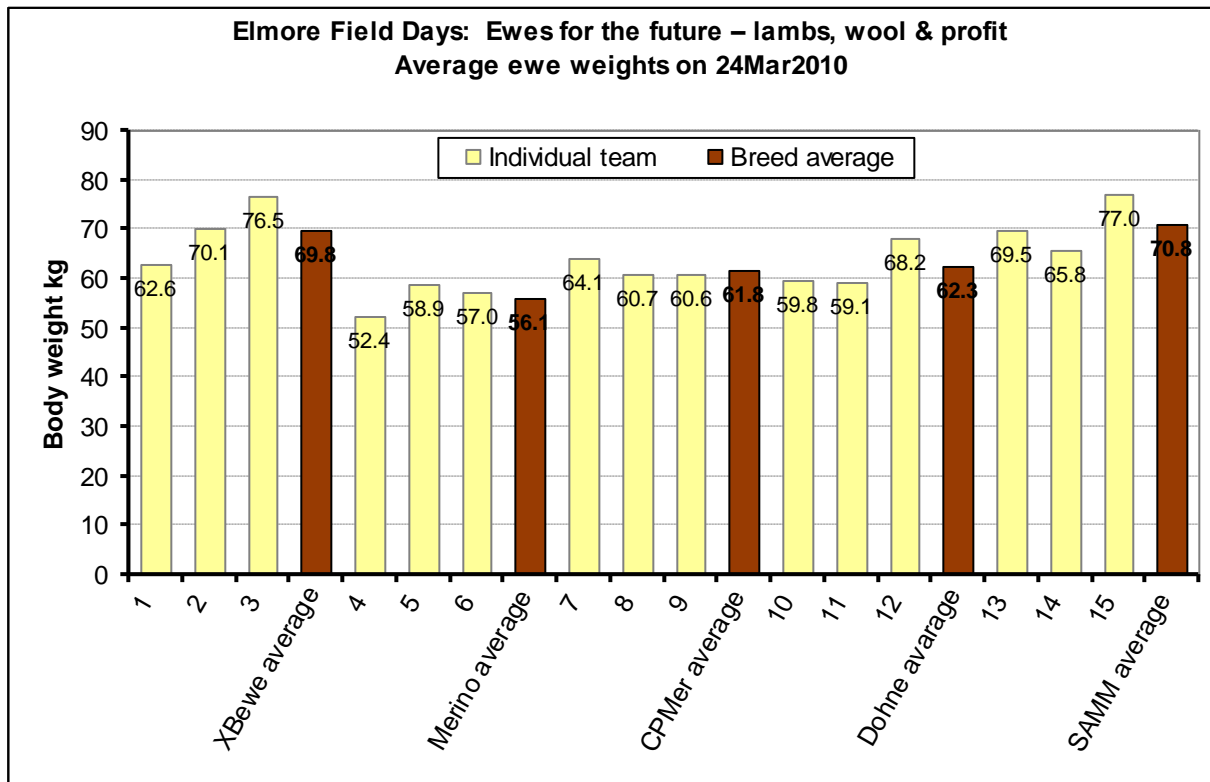
Average weights at birth and weights on 8Jan09, 26Feb09, 8Apr09, 3Nov09, 12Jan10, 24Mar10

Note: The sloping line indicates the average weight gain of each group over time. An assumed birth weight of 5kg was assumed for all teams. The average birth date was determined after discussions with the breeder of each team.



These are early results from young ewes that were born over a four month period and reared in very different environments until January 2009. It is too early to draw any comparative conclusions about differences between groups. The Elmore Field Days sheep trials committee need to script read results before they are passed on to the media by participating groups. They are concerned that selected information may be used out of context without presenting the full situation and results. When breed groups use the results in their promotions it is expected the Elmore Field Days will be acknowledged.

Ewe weights 24Mar2010



These are early results from young ewes that were born over a four month period and reared in very different environments until January 2009. It is too early to draw any comparative conclusions about differences between groups. The Elmore Field Days sheep trials committee need to script read results before they are passed on to the media by participating groups. They are concerned that selected information may be used out of context without presenting the full situation and results. When breed groups use the results in their promotions it is expected the Elmore Field Days will be acknowledged.

Ewe condition score

Breed	Team	Condition score on 12Jan2010	Condition score on 24Mar2010, at pregnancy scanning
XB ewes	1	3.8	4.0
XB ewes	2	3.9	4.2
XB ewes	3	4.1	4.2
Breed average		3.9	4.1
Merino	4	3.3	3.3
Merino	5	3.5	3.6
Merino	6	3.6	3.5
Breed average		3.5	3.5
CP	7	3.8	3.6
CP	8	4.0	3.9
CP	9	3.9	4.0
Breed average		3.9	3.8
Dohne	10	4.0	3.9
Dohne	11	4.0	4.0
Dohne	12	3.9	4.0
Breed average		3.9	4.0
SAMM	13	3.9	4.0
SAMM	14	4.1	4.2
SAMM	15	4.1	4.1
Breed average		4.0	4.1
Overall		3.9	3.9

These are early results from young ewes that were born over a four month period and reared in very different environments until January 2009. It is too early to draw any comparative conclusions about differences between groups. The Elmore Field Days sheep trials committee need to script read results before they are passed on to the media by participating groups. They are concerned that selected information may be used out of context without presenting the full situation and results. When breed groups use the results in their promotions it is expected the Elmore Field Days will be acknowledged.

Pregnancy scanning results 27May2009 & 24Mar2010

	2009 breeding season as ewe lambs, only lambs over 37 kg were joined. Ewes joined 26 Feb2009. Average age at mid joining for all groups is 9.7 months							2010 breeding season. Ewes joined 28Dec2009. Average age of all groups at joining is 20 months					
Team	Ewe lamb age at mid joining, for 2009 joining. (joined shortly after arriving at field day site). Age in days	Average weight of joined lambs during joining (lambs too light to join not included in this average) kg	Number of lambs not joined (37 kg or less)	Pregnancy scanning result for joined lambs only. Number of foetus per ewe joined	Ewes scanned as dry, (percentage of ewes joined)	Ewes scanned as carrying singles, (percentage of ewes joined)	Ewes scanned as carrying twins or triplets, (percentage of ewes joined)	Average weight of ewes at joining on 12 Jan2010	Condition score on 24Mar2010, @ preg scanning	Preg scan results 24Mar2010 0 Number of foetus per ewe joined	Ewes scanned as dry, (percentage of ewes joined)	Ewes scanned as carrying singles, (percentage of ewes joined)	Ewes scanned as carrying twins or triplets, (percentage of ewes joined)
1	271	48.3	0	1.43				62.6	4.0	1.29			
2	312	58.4	0	1.79				70.1	4.2	1.79			
3	299	59.3	0	1.46				76.5	4.2	1.36			
XB ewe average	294	55.3	0	1.56	2.4%	39.0%	58.5%	69.8	4.1	1.48	4.8%	42.9%	52.4%
4	337	41.0	3	0.91				52.4	3.3	1.00			
5	307	43.2	3	0.64				58.9	3.6	1.14			
6	286	44.1	0	0.85				57.0	3.5	1.29			
Merino average	308	42.9	6	0.80	25.7%	62.9%	8.6%	56.1	3.5	1.15	9.8%	65.9%	24.4%
7	241	45.9	0	0.85				64.1	3.6	1.50			
8	215	40.4	8	0.50				60.7	3.9	1.38			
9	233	43.0	11	0.33				60.6	4.0	1.36			
CentrePlus average	233	44.1	19	0.68	47.6%	42.9%	14.3%	61.8	3.8	1.41	4.9%	48.8%	46.3%
10	312	51.1	0	1.00				59.8	3.9	0.86			
11	312	49.3	0	1.31				59.1	4.0	1.31			
12	327	53.6	0	0.92				68.2	4.0	1.07			
Dohne average	317	51.4	0	1.08	15.4%	61.5%	23.1%	62.3	4.0	1.07	12.2%	68.3%	19.5%
13	317	55.9	0	1.45				69.5	4.0	1.38			
14	294	47.2	0	0.92				65.8	4.2	1.36			
15	307	54.1	0	1.08				77.0	4.1	1.64			
SAMM average	306	52.4	0	1.14	16.7%	52.8%	30.6%	70.8	4.1	1.46	0.0%	56.1%	43.9%
Overall	292	49.2	25	1.03	18.6%	52.3%	29.1%	64.2	3.9	1.31	6.3%	56.3%	37.4%

Notes:

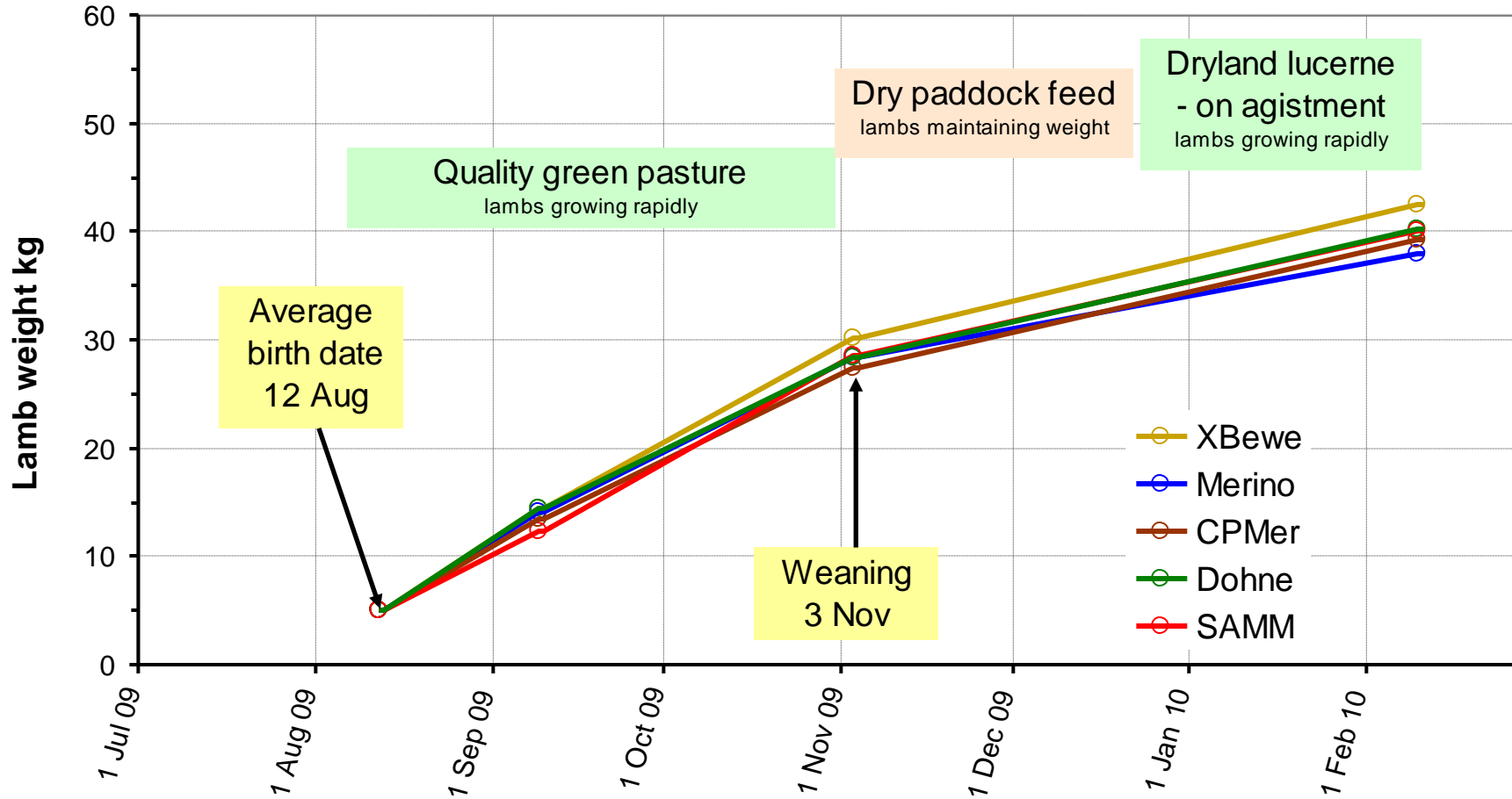
- Ewe lambs weighing 37 kg or less were not joined for the 2009 lambing.
- The 2009 pregnancy scanning result was related to the age of the lambs and their average weight, this is a reflection of their management before they were delivered to the Elmore Field Days. The lambs' early life on their home farm would be expected to have a lesser effect in future years.

These are early results from young ewes that were born over a four month period and reared in very different environments until January 2009. It is too early to draw any comparative conclusions about differences between groups. The Elmore Field Days sheep trials committee need to script read results before they are passed on to the media by participating groups. They are concerned that selected information may be used out of context without presenting the full situation and results. When breed groups use the results in their promotions it is expected the Elmore Field Days will be acknowledged.

Elmore Field Days: Ewes for the future – lambs, wool & profit

Lamb weights 2009 drop. White Suffolk rams used over the 5 breeds

Pasture conditions, average birth date and weaning date are shown



These are early results from young ewes that were born over a four month period and reared in very different environments until January 2009. It is too early to draw any comparative conclusions about differences between groups. The Elmore Field Days sheep trials committee need to script read results before they are passed on to the media by participating groups. They are concerned that selected information may be used out of context without presenting the full situation and results. When breed groups use the results in their promotions it is expected the Elmore Field Days will be acknowledged.